
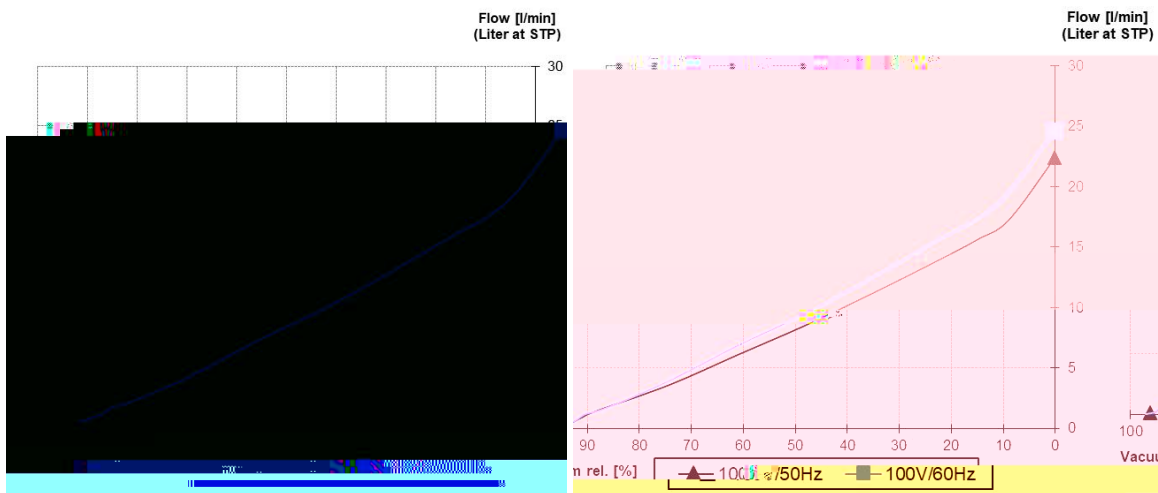


D281 c b " t É @ ?

-
- < B 6F
- DDG
- #
-
-
- &&\$J #&\$S\$J #%0\$J #%\$S\$J
-
- FC < G F957 <




D281



D281

型号	D281V35				D281P35	
	220V 50Hz	220V 60Hz	100V 60Hz	220V 50Hz	115V 60Hz	输入电压
	1250	1650	1650	1250	1650	转速 (rpm)
吸入空气流量 (l/min)	20	26	26	26	26	
额定工作电流 (A)	1.33	1.80	1.03	1.40	1.08	

D281



➤
➤ 9D8A
➤ DDG
➤
➤ #
➤
➤
➤ &&\$J #&\$J #%\$J #%\$J
➤
➤ FC < G F957 <

➤
➤
➤